






































ARUM iPEN Lab Screw Driver Guidance






















- ARUM iPEN Lab Driver Tip (Straight)
- ARUM iPEN Analog Insertion Tip (for Printed Model)



















The ARUM logo is positioned at the bottom center of the page. It features the word "ARUM" in a bold, white, sans-serif font. The letter "A" is stylized with a diagonal slash through it. The background of the entire page is a dark blue gradient with a complex, glowing wireframe pattern of light blue lines that create a sense of depth and movement, particularly in the lower half of the image.





























ARUM
























COMPATIBLE IMPLANT SYSTEM	SIZE	ARUM iPEN Lab Driver Tip (Straight)	ARUM iPEN Analog Insertion Tip (for Printed Model)	Torque (Ncm)		
ADIN® CLOSEFIT™	3.0 H	TORX 1.5 Yellow		-	35	
	3.0 NH					
	3.5 H					
	3.5 NH					
	4.3/5.0 H					
	4.3/5.0 NH					
ADIN® TOUAREG™ S&OS&SWELL	3.5/3.75/4.2/5.0/6.0 (H)	HEX 1.27 Red		M1.8*P0.35 Light Green	35	
	3.5/3.75/4.2/5.0/6.0 (NH)					
ADIN® Multi-Unit	MULTI	HEX 1.27 Red		M1.4*P0.30 Sky Blue		15
ALPHA-BIO TEC® Internal Hex	3.75/4.2/5.0/6.0 (H)	HEX 1.27 Red		M1.8*P0.35 Light Green	30	
	3.75/4.2/5.0/6.0 (NH)					
ALPHA-BIO TEC® CONCIAL	Narrow 3.2/3.25/3.5 (H)	HEX 1.27 Red		M1.6*P0.35 Pink	30	
	Narrow 3.2/3.25/3.5 (NH)					
	Standard 3.75/4.2/5.0 (H)			M1.8*P0.35 Light Green		
	Standard 3.75/4.2/5.0 (NH)					
ALPHA-BIO TEC® Multi-Unit	TCT-N	HEX 1.27 Red		M1.8*P0.35 Light Green		15
ANTHOGYR® Axiom® BL	H	HEX 1.27 Red		M1.6*P0.35 Pink	25	
	NH					
ANTHOGYR® Axiom® TL	4.0/4.8 (H)	HEX 1.27 Red		M1.6*P0.35 Pink	25	
	4.0/4.8 (NH)					
ANTHOGYR® ANTHOFIT OI	D3.5 (H)	HEX 1.2 Purple		M2.0*P0.40 Cocoa	25	
	D3.5 (NH)					
	D4.0 (H)					
	D4.0 (NH)					
	D5.0 (H)					
	D5.0 (NH)					
ANTHOGYR® (Axiom®) Multi-Unit®	MU-40	HEX 1.2 Purple		M1.4*P0.30 Sky Blue	15	
	MU-48					
ASTRA TECH™ OsseoSpeed™	Yellow 3.0 (H)	HEX 1.27 Red		M1.4*P0.30 Sky Blue	15	
	Yellow 3.0 (NH)					
	Aqua 3.5/4.0 (H)			M1.6*P0.35 Pink	20	
	Aqua 3.5/4.0 (NH)					
	Lilac 4.5/5.0 (H)			M2.0*P0.40 Cocoa	25	
	Lilac 4.5/5.0 (NH)					
ASTRA TECH™ EV™	3.0 H	HEX 1.3 Green		M1.4*P0.30 Sky Blue	25	
	3.0 NH					
	3.6 H			M1.6*P0.35 Pink		
	3.6 NH					
	4.2 H			M1.8*P0.35 Light Green		
	4.2 NH					
	4.8 H			M2.0*P0.40 Cocoa		
	4.8 NH					
	5.4 H					
	5.4 NH					



















COMPATIBLE IMPLANT SYSTEM	SIZE	ARUM iPEN Lab Driver Tip (Straight)	ARUM iPEN Analog Insertion Tip (for Printed Model)	Torque (Ncm)		
ASTRA TECH™ EV™ PROFILE	4.2 (H)	HEX 1.3 Green		M1.8*P0.35 Light Green		25
	4.2 (NH)					
	4.8 (H)			M2.0*P0.40 Cocoa		
	4.8 (NH)					
ASTRA TECH™ Multi-Unit®	UNI20	HEX 1.27 Red		M1.4*P0.30 Sky Blue		15
	EV UNI30	HEX 1.3 Green		M1.8*P0.35 Light Green		
	UNI45	HEX 1.27 Red		M1.4*P0.30 Sky Blue		
	ANGLED (TCA)	HEX 1.27 Red		M1.4*P0.30 Sky Blue		
ASTRA TECH™ EV™ Multi-Base	-	HEX 1.27 Red		M1.4*P0.30 Sky Blue		15
AVINENT® OCEAN	H	HEX 1.25 Black		M1.8*P0.35 Light Green		30
	NH					
BIO3 IMPLANT Conical Connection	Standard 3.3/3.8 (H)	HEX 1.25 Black		M1.8*P0.35 Light Green		30
	Standard 3.3/3.8 (NH)					
	Wide 4.2/5.0 (H)					
	Wide 4.2/5.0 (NH)					
BEGO® Internal	3.25/3.75 (H)	HEX 1.25 Black		M1.8*P0.35 Light Green		30
	3.25/3.75 (NH)					
	4.1 (H)					
	4.1 (NH)					
	4.5 (H)					
	4.5 (NH)					
	5.5 (H)					
	5.5 (NH)					
BEGO® Multi-Unit®	-	HEX 1.27 Red		-	-	20
BICON®	2.0	-	-	-	-	-
	2.5					
	3.0					
BIO COMP DENTAL INTERNAL HEX	4.0 (H)	-	-	-	-	25 - 30
	4.0 (NH)					
BIO COMP DENTAL Multi-Unit®	4.0	-	-	-	-	15
BIOHORIZONS® External®	3.5 NP (H)	HEX 1.25 Black		M1.8*P0.35 Light Green		30
	3.5 NP (NH)					
	4.0 RP (H)					
	4.0 RP (NH)					
	5.0 WP (H)			M2.0*P0.40 Cocoa		
	5.0 WP (NH)					
	6.0 (H)					
	6.0 (NH)					



























COMPATIBLE IMPLANT SYSTEM	SIZE	ARUM iPEN Lab Driver Tip (Straight)	ARUM iPEN Analog Insertion Tip (for Printed Model)	Torque (Ncm)		
BIOHORIZONS® Internal®	3.0 (H)	HEX 1.25 Black		M1.8*P0.35 Light Green		30
	3.0 (NH)					
	3.5 (H)					
	3.5 (NH)					
	4.5 (H)					
	4.5 (NH)					
	5.7 (H)					
	5.7 (NH)					
BIOHORIZONS® Multi-Unit®	4.8	HEX 1.25 Black		M1.4*P0.30 Sky Blue		15
BIOMET 3i® External®	MINI (H)	HEX 1.2 Purple		M2.0*P0.40 Cocoa		20
	MINI (NH)					
	RP (H)					
	RP (NH)					
	WP (H)					
	WP (NH)					
	XWP (H)					
	XWP (NH)					
BIOMET 3i® Certain®	3.4 (H)	HEX 1.2 Purple		M1.6*P0.35 Pink		20
	3.4 (NH)					
	4.1 (H)					
	4.1 (NH)					
	5.0 (H)					
	5.0 (NH)					
	6.0 (H)					
	6.0 (NH)					
BIOMET 3i® Multi-Unit®	-	HEX 1.27 Red		M1.4*P0.30 Sky Blue		15
BIONER IMPLANT	3.5 (H)	TORX 1.5 Yellow		M1.6*P0.35 Pink		35
	3.5 (NH)					
BIOTECH® BIS 3.6 EXTERNAL	3.6 (NH)	HEX 1.25 Black		M2.0*P0.40 Cocoa		30
BIOTECH® BIS Octagone Interne	3.9 (H)	HEX 1.27 Red		M1.8*P0.35 Light Green		25
	3.9 (NH)					
	4.4 (H)					
	4.4 (NH)					
	5.4 (H)					
	5.4 (NH)					
BIOTECH® Kontakt	3.0 (H)	-		M1.4*P0.30 Sky Blue		25
	3.0 (NH)					
	3.6/4.2/4.8/5.4 (H)			M1.8*P0.35 Light Green		
	3.6/4.2/4.8/5.4 (NH)					
BIOTECH® Multi-Unit	Narrow/4.0	HEX 1.27 Red		M1.8*P0.35 Light Green		15
	4.9			M1.4*P0.30 Sky Blue		



















COMPATIBLE IMPLANT SYSTEM	SIZE	ARUM iPEN Lab Driver Tip (Straight)	ARUM iPEN Analog Insertion Tip (for Printed Model)	Torque (Ncm)		
BrainBase Corporation® MYTIS® Arrow Implant	B Type (H)			M2.0*P0.40 Cocoa		20
	B Type (NH)					
	C Type (H)					
	C Type (NH)					
	E Type (H)					
	E Type (NH)					
	EW Type (H)					
	EW Type (NH)					
BREDENT Medical SKY®	3.5 (H)	TORX 1.5 Yellow		M1.8*P0.35 Light Green		25
	3.5 (NH)					
	4.0 (H)					
	4.0 (NH)			M1.6*P0.35 Pink		
	MINI2 (H)					
	MINI2 (NH)					
BREDENT Medical Copa SKY®	4.0/5.0/6.0 (H)	TORX 1.5 Yellow		M1.6*P0.35 Pink		35
	4.0/5.0/6.0 (NH)					
BREDENT Medical SKY® Multi-Unit®	UNI.CON	TORX 1.5 Yellow				18
	FAST&FIXED					
BTI® INTERNA®	3.5 MINI (H)	HEX 1.2 Purple		M1.8*P0.35 Light Green		35
	3.5 MINI (NH)					
	4.1 REGULAR (H)					
	4.1 REGULAR (NH)					
	5.5 WIDE (H)					
	5.5 WIDE (NH)					
BTI® EXTERNA®	3.5 (H)	HEX 1.2 Purple		M2.0*P0.40 Cocoa		20
	3.5 (NH)					
	4.1 (H)					
	4.1 (NH)					
	5.5 (H)			M2.5*P0.45 Ivory		35
	5.5 (NH)					
BTI® Multi-Unit®	4.1	HEX 1.2 Purple		M1.4*P0.30 Sky Blue		20
	5.5					
	5.0 ANG CONVERTER					
BTK® Multi-Unit®	-	HEX 1.2 Purple		M1.4*P0.30 Sky Blue		15
B&B DENTAL Conexa	3.5 (H)	HEX 1.27 Red		M1.8*P0.35 Light Green		25
	3.5 (NH)					
	4.0 (H)					
	4.0 (NH)					
	4.5 (H)					
	4.5 (NH)					
	5.0 (H)					
	5.0 (NH)					
	5.5 (H)					
	5.5 (NH)					
	6.0 (H)					



























COMPATIBLE IMPLANT SYSTEM	SIZE	ARUM iPEN Lab Driver Tip (Straight)	ARUM iPEN Analog Insertion Tip (for Printed Model)	Torque (Ncm)		
B&B DENTAL Conexa	6.0 (NH)	HEX 1.27 Red		M1.8*P0.35 Light Green		25
	6.5 (H)					
	6.5 (NH)					
	7.0 (H)					
	7.0 (NH)					
B&B® Multi-Unit®	-	HEX 1.27 Red		M1.4*P0.30 Sky Blue		15
CAMLOG®	3.3 (H)	HEX 1.27 Red		M1.6*P0.35 Pink		20
	3.3 (NH)					
	3.8 (H)					
	3.8 (NH)					
	4.3 (H)			M2.0*P0.40 Cocoa		
	4.3 (NH)					
	5.0 (H)					
	5.0 (NH)					
CAMLOG® Multi	3.3/3.8/4.3	HEX 1.27 Red		M1.6*P0.35 Pink		15
	5.0/6.0					
CONELOG®	3.3 (H)	HEX 1.27 Red		M1.6*P0.35 Pink		20
	3.3 (NH)					
	3.8 (H)					
	3.8 (NH)					
	4.3 (H)			M2.0*P0.40 Cocoa		
	4.3 (NH)					
	5.0 (H)					
	5.0 (NH)					
CONELOG® Multi	3.3/3.8/4.3	HEX 1.27 Red		M1.6*P0.35 Pink		15
	5.0/6.0					
CHAMPIONS® Multi	-	-	-	-	-	15
CLC conic™	3.5/4.0/4.5/5.0/6.0 (H)	HEX 1.3 Green		M1.6*P0.35 Pink		25
	3.5/4.0/4.5/5.0/6.0 (NH)					
CONEXAO® HI	4.1 (H)	HEX 1.2 Purple		M1.6*P0.35 Pink		20
	4.1 (NH)					
CORE VENT INTERNAL HEX	3.25 (H)	HEX 1.27 Red		M1.8*P0.35 Light Green		30
	3.25 (NH)					
CORTEX®	3.3/3.8/4.2/5.0/6.0 (H)	HEX 1.27 Red		M1.8*P0.35 Light Green		30
	3.3/3.8/4.2/5.0/6.0 (NH)					
CORTEX® Multi-Unit	-	HEX 1.27 Red		M1.4*P0.30 Sky Blue		15
COWELLMEDI® INNO Internal	4.0/4.5/5.0/6.0 (H)	HEX 1.2 Purple		M2.0*P0.40 Cocoa		30
	4.0/4.5/5.0/6.0 (NH)					
C-TECH® Bone level	3.8 (H)	HEX 1.27 Red		M1.8*P0.35 Light Green		25
	3.8 (NH)					
	4.3 (H)					
	4.3 (NH)					
	5.1 (H)					
	5.1 (NH)					



















COMPATIBLE IMPLANT SYSTEM	SIZE	ARUM iPEN Lab Driver Tip (Straight)	ARUM iPEN Analog Insertion Tip (for Printed Model)	Torque (Ncm)		
C-TECH® Esthetic Line	3.8 (H)	HEX 1.27 Red		M1.8*P0.35 Light Green		25
	3.8 (NH)					
	4.3 (H)					
	4.3 (NH)					
	5.1 (H)					
	5.1 (NH)					
C-TECH® Multi-Unit	-	HEX 1.27 Red		M1.4*P0.30 Sky Blue		15
DEEP®	3.8 (H)	HEX 1.27 Red		M2.0*P0.40 Cocoa		20
	3.8 (NH)					
	4.5 (H)					
	4.5 (NH)					
DENTIS® s-clean	NARROW (H)	HEX 1.25 Black		M1.4*P0.30 Sky Blue		30
	NARROW (NH)			M2.0*P0.40 Cocoa		
	REGULAR/WIDE (H)					
	REGULAR/WIDE (NH)					
DENTIS® i-clean	4.8 (H)	HEX 1.2 Purple		M2.0*P0.40 Cocoa		30
	4.8 (NH)					
	6.5 (H)					
	6.5 (NH)					
DENTIS® Save	4.8 (H)	HEX 1.2 Purple		M2.0*P0.40 Cocoa		30
	4.8 (NH)					
	6.5 (H)					
	6.5 (NH)					
DENTIS® Multi-Unit	-	HEX 1.2 Purple		M1.8*P0.35 Light Green		15
DENTAURUM® TIO	3.3 (H)	-		M1.6*P0.35 Pink		30
	3.3 (NH)					
	3.7/4.2 (H)					
	3.7/4.2 (NH)					
	4.8/5.5 (H)					
	4.8/5.5 (NH)					
DENTIUM® Super Line	3.6/4.0/4.5/5.0/6.0/7.0 (H)	HEX 1.27 Red		M2.0*P0.40 Cocoa		25
	3.6/4.0/4.5/5.0/6.0/7.0 (NH)					
DENTIUM® SimpleLine	4.8 (H)	HEX 1.27 Red		M2.0*P0.40 Cocoa		25
	4.8 (NH)					
	6.5 (H)					
	6.5 (NH)					
DENTIUM® NR LINE	NR (H)	-		M1.6*P0.35 Pink		20
	NR (NH)					
	NR36 (H)					
	NR36 (NH)					
DENTIUM® Multi-Unit	CONVERTIBLE 4.5	HEX 1.27 Red		M1.8*P0.35 Light Green		15
	CONVERTIBLE 5.5					


































COMPATIBLE IMPLANT SYSTEM	SIZE	ARUM iPEN Lab Driver Tip (Straight)	ARUM iPEN Analog Insertion Tip (for Printed Model)	Torque (Ncm)		
DENTSPLY® Ankylos®	PILAR REGULAR 3.5 (H)	HEX 1.0 Blue		M1.8*P0.35 Light Green		15
	PILAR REGULAR 3.5 (NH)					
	PILAR REGULAR 4.5 (H)					
	PILAR REGULAR 4.5 (NH)					
	PILAR REGULAR 5.5 (H)					
	PILAR REGULAR 5.5 (NH)					
	PILAR REGULAR 7.0 (H)					
	PILAR REGULAR 7.0 (NH)					
DENTSPLY® Ankylos® Blance base	BALANCE BASE NARROW	HEX 1.0 Blue		M1.6*P0.35 Pink		15
	BALANCE BASE					
DENTSPLY® Xive®	3.0 (H)	HEX 1.2 Purple		M1.4*P0.30 Sky Blue		20
	3.0 (NH)			M1.6*P0.35 Pink		
	3.4 (H)					
	3.4 (NH)					
	3.8 (H)					
	3.8 (NH)					
	4.5 (H)					
	4.5 (NH)					
	5.5 (H)					
	5.5 (NH)					
DENTSPLY® Xive® Multi-Unit	3.4	HEX 1.2 Purple		M1.6*P0.35 Pink		15
	3.8					
	4.5					
	5.5					
DIO® SM	MINI (H)	HEX 1.2 Purple		M1.8*P0.35 Light Green		35
	MINI (NH)			M2.0*P0.40 Cocoa		
	REGULAR (H)					
	REGULAR (NH)					
	WIDE (H)					
	WIDE (NH)					
	EXTRA WIDE (H)					
	EXTRA WIDE (NH)					
DIO® SS	AMI 48 (H)	HEX 1.2 Purple		M2.0*P0.40 Cocoa		35
	AMI 48 (NH)					
DIO® UF	NARROW (H)	HEX 1.2 Purple		M1.4*P0.30 Sky Blue		30
	NARROW (NH)			M2.0*P0.40 Cocoa		
	REGULAR/WIDE (H)					
	REGULAR/WIDE (NH)					
	NON SUBMERGED (H)			-		
	NON SUBMERGED (NH)					
DIO® (UF) Multi-Unit	MU-48	HEX 1.2 Purple		M1.4*P0.30 Sky Blue		20
DYNA® PUSHIN Octalock®	3.6/4.0/5.0 (H)	HEX 1.3 Green		M1.8*P0.35 Light Green		30
	3.6/4.0/5.0 (NH)					


























COMPATIBLE IMPLANT SYSTEM	SIZE	ARUM iPEN Lab Driver Tip (Straight)	ARUM iPEN Analog Insertion Tip (for Printed Model)	Torque (Ncm)		
EBI®	Octa ST (H)	HEX 1.27 Red		M2.0*P0.40 Cocoa		25
	Octa ST (NH)					
	Octa C1 (H)					
	Octa C1 (NH)					
	Octa C2 (H)					
	Octa C2 (NH)					
	Octa C3 (H)					
	Octa C3 (NH)					
	TL48 (H)					
	TL48 (NH)					
EDISON MEDICAL® Clicq Multi-Unit	-	HEX 1.2 Purple		M1.6*P0.35 Pink		15
EUROTEKNIKA™ Aesthetica	4.8 (H)	TORX 1.7 Brown		M2.0*P0.40 Cocoa		35
	4.8 (NH)					
EUROTEKNIKA™ Naturactis/Naturall+/Natea+	3.0 (H)	HEX 1.2 Purple		M1.4*P0.30 Sky Blue		30
	3.0 (NH)					
	3.5/4.0/4.5/5.0 (H)	HEX 1.27 Red		M1.6*P0.35 Pink		20
	3.5/4.0/4.5/5.0 (NH)					
EUROTEKNIKA™ Multi-Unit	4.8	HEX 1.27 Red		M1.4*P0.30 Sky Blue		15
GC Aadva™	NARROW (H)	HEX 1.27 Red		M1.6*P0.35 Pink		20
	NARROW (NH)					
	REGULAR (H)					
	REGULAR (NH)					
Global D® Tekka® In-kone	3.5/4.0/4.5/5.5 (H)	HEX 1.2 Purple		M1.8*P0.35 Light Green		15
	3.5/4.0/4.5/5.5 (NH)					
Global D® Multi-Unit	STRAIGHT	-		M1.4*P0.30 Sky Blue		15
	ANGLED					
HIOSEN® ET	MINI 3.5 (H)	HEX 1.2 Purple		M1.6*P0.35 Pink		20
	MINI 3.5 (NH)					
	STANDARD 4.0/4.5/5.0 (H)			M2.0*P0.40 Cocoa		30
	STANDARD 4.0/4.5/5.0 (NH)					
HIOSEN® SS	4.8 (Regular) (H)	HEX 1.2 Purple		M2.0*P0.40 Cocoa		30
	4.8 (Regular) (NH)					
	6.0 (Wide) (H)					
	6.0 (Wide) (NH)					
HIOSEN® Multi-Unit	MINI	HEX 1.2 Purple		M1.4*P0.30 Sky Blue		15
	REGULAR					
HumanTech RATIO®	MINI (H)	-		M1.8*P0.35 Light Green		25
	MINI (NH)					
	STANDARD (H)					
	STANDARD (NH)					
	LARGE (H)					
	LARGE (NH)					
iRES® Internal Hex 2.5mm	3.7 (H)	HEX 1.27 Red		M1.8*P0.35 Light Green		30
	3.7 (NH)					



























COMPATIBLE IMPLANT SYSTEM	SIZE	ARUM iPEN Lab Driver Tip (Straight)	ARUM iPEN Analog Insertion Tip (for Printed Model)	Torque (Ncm)		
iRES® Internal Hex 2.5mm	4.1 (H)	HEX 1.27 Red		M1.8*P0.35 Light Green		30
	4.1 (NH)					
	4.7 (H)					
	4.7 (NH)					
	5.2 (H)					
	5.2 (NH)					
iRES® Internal Octa Tissue	3.7 (H)	TORX 1.7 Brown		M2.0*P0.40 Cocoa		35
	3.7 (NH)					
	4.1 (H)					
	4.1 (NH)					
	4.7 (H)					
	4.7 (NH)					
iRES® Multi-Unit	-	HEX 1.27 Red		M1.8*P0.35 Light Green		15
IMPLANT DIRECT® Legacy™	3.0 (H)	HEX 1.27 Red		M1.6*P0.35 Pink		30
	3.0 (NH)			M1.8*P0.35 Light Green		
	3.5 (H)					
	3.5 (NH)					
	4.5 (H)					
	4.5 (NH)					
	5.7 (H)					
	5.7 (NH)					
IMPLANT DIRECT® InterActive™	3.0 (H)	TORX 1.5 Yellow		M1.6*P0.35 Pink		35
	3.0 (NH)			M2.0*P0.40 Cocoa		
	3.4 (H)					
	3.4 (NH)					
IMPLANT DIRECT® Swish Active™	3.0 (H)	TORX 1.5 Yellow		M1.6*P0.35 Pink		35
	3.0 (NH)			M2.0*P0.40 Cocoa		
	3.3 (H)					
	3.3 (NH)					
	4.1 (H)					
	4.1 (NH)					
	4.8 (H)					
	4.8 (NH)					
IMPLANT DIRECT® Swish Plus™	4.8 (H)	TORX 1.7 Brown		M2.0*P0.40 Cocoa		35
	4.8 (NH)					
	6.5 (H)					
	6.5 (NH)					
IMPLANT DIRECT® Tri-Lobe™	3.5 (H)	TORX 1.5 Yellow		M1.8*P0.35 Light Green		35
	3.5 (NH)			M2.0*P0.40 Cocoa		
	4.3 (H)					
	4.3 (NH)					
	5.0 (H)					
	5.0 (NH)					
IMPLANT DIRECT® Multi-Unit	-	HEX 1.27 Red		M1.8*P0.35 Light Green		15






































COMPATIBLE IMPLANT SYSTEM	SIZE	ARUM iPEN Lab Driver Tip (Straight)	ARUM iPEN Analog Insertion Tip (for Printed Model)	Torque (Ncm)		
IMPLANT SWISS Bonelevel	3.3/3.7 (H)	HEX 1.27 Red		M1.6*P0.35 Pink		20
	3.3/3.7 (NH)					
	4.3/4.8/5.5 (H)	HEX 1.2 Purple		M2.0*P0.40 Cocoa		30
	4.3/4.8/5.5 (NH)					
IMPLANT SWISS Multi-Unit	4.8	HEX 1.2 Purple		M1.6*P0.35 Pink		15
INTRA LOCK GOLD&BLUE	STANDARD (H)	-		-		25
	STANDARD (NH)					
	WIDE (H)					
	WIDE (NH)					
IPD Multi-Unit	-	TORX 1.5 Yellow		M1.4*P0.30 Sky Blue		15
J DENTAL CARE® JD Evolution®	S (H)	HEX 1.27 Red		M1.6*P0.35 Pink		30
	S (NH)					
	3.7/4.3/5.0/6.0 (H)	HEX 1.25 Black		M1.8*P0.35 Light Green		
	3.7/4.3/5.0/6.0 (NH)					
J DENTAL CARE® JD Evolution® Plus+	3.7/4.3/5.0/6.0 (H)	HEX 1.25 Black		M1.8*P0.35 Light Green		30
	3.7/4.3/5.0/6.0 (NH)					
J DENTAL CARE® JD Icon®	3.9/4.3/5.0 (H)	TORX 1.5 Yellow		M2.0*P0.40 Cocoa		35
	3.9/4.3/5.0 (NH)					
J DENTAL CARE® JD Icon® Plus+	3.7/4.3/5.0 (H)	TORX 1.5 Yellow		M2.0*P0.40 Cocoa		35
	3.7/4.3/5.0 (NH)					
J DENTAL CARE® JD OCTA®	4.8 (H)	TORX 1.7 Brown		M2.0*P0.40 Cocoa		35
	4.8 (NH)					
	6.5 (H)					
	6.5 (NH)					
J DENTAL CARE® Multi-Unit	-	HEX 1.2 Purple		M1.4*P0.30 Sky Blue		20
KENTEC®	SB1 (H)	HEX 1.3 Green		M2.0*P0.40 Cocoa		20
	SB1 (NH)					
	SB2 (H)					
	SB2 (NH)			M2.5*P0.45 Ivory		
	SB3 (H)					
	SB3 (NH)					
KEYSTONE® Prima Connex®	3.5 (H)	-		M1.8*P0.35 Light Green		30
	3.5 (NH)					
	4.1 (H)					
	4.1 (NH)					
	5.0 (H)					
	5.0 (NH)					
KYOCERA® FINESIA® Bone-level	3.7/4.2 (H)	-		-		15
	3.7/4.2 (NH)					
	4.7/5.2 (H)					
	4.7/5.2 (NH)					
KYOCERA® Poiex	3.4 (H)	-		-		15
	3.4 (NH)					
















COMPATIBLE IMPLANT SYSTEM	SIZE	ARUM iPEN Lab Driver Tip (Straight)	ARUM iPEN Analog Insertion Tip (for Printed Model)	Torque (Ncm)		
KYOCERA® Poiex	3.7 (H)				15	
	3.7 (NH)					
	4.2 (H)					
	4.2 (NH)					
	4.7 (H)					
	4.7 (NH)					
	5.2 (H)					
	5.2 (NH)					
LASAK Bioniq®	S3.5 (H)	HEX 1.25 Black		M1.6*P0.35 Pink		25
	S3.5 (NH)					
	S4.0 (H)					
	S4.0 (NH)					
	S5.0 (H)					
	S5.0 (NH)					
	T4.0 (H)					
	T4.0 (NH)					
	T5.0 (H)					
	T5.0 (NH)					
LASAK® Multi-Unit	-	-	-	-	15	
LEADER Italia® Mores Connection	H	HEX 1.27 Red		M1.6*P0.35 Pink		20
	NH					
Medentis Medical® ICX® Active Master	3.3 (H)	HEX 1.27 Red		M1.4*P0.30 Sky Blue		15
	3.3 (NH)					
Medentis Medical® ICX®	3.75 (H)			M1.6*P0.35 Pink		30
	3.75 (NH)					
	4.1 (H)					
	4.1 (NH)					
	4.8 (H)					
	4.8 (NH)					
Medentis Medical® ICX® Multi-Unit	-	HEX 1.2 Purple		M1.4*P0.30 Sky Blue		15
MEGAGEN® Anyridge	Small 3.5/R/W/SW (H)	HEX 1.2 Purple		M1.8*P0.35 Light Green		20
	Small 3.5/R/W/SW (NH)					
	EW 3.3/4.0/4.8 (H)					
	EW 3.3/4.0/4.8 (NH)					
MEGAGEN® Exfell	4.8 (H)	HEX 1.2 Purple		M2.0*P0.40 Cocoa		20
	4.8 (NH)					
MEGAGEN® AnyONE	3.5/4.0/4.5/5.0/5.5/6.0/7.0 (H)	HEX 1.2 Purple		M2.0*P0.40 Cocoa		20
	3.5/4.0/4.5/5.0/5.5/6.0/7.0 (NH)					
MEGAGEN® EZ Plus	MINI (H)	HEX 1.2 Purple		M1.6*P0.35 Pink		35
	MINI (NH)					
	REGULAR (H)			M2.0*P0.40 Cocoa		
	REGULAR (NH)					
	WIDE (H)					
	WIDE (NH)					




























COMPATIBLE IMPLANT SYSTEM	SIZE	ARUM iPEN Lab Driver Tip (Straight)	ARUM iPEN Analog Insertion Tip (for Printed Model)	Torque (Ncm)		
MEGAGEN® AnyONE MINI	3.0 (H)	HEX 1.2 Purple		M1.4*P0.30 Sky Blue		15
	3.0 (NH)					
MEGAGEN® MegaFix	H	HEX 1.2 Purple		M2.0*P0.40 Cocoa		20
	NH					
MEGAGEN® RESCUE	External 5.0 (H)	HEX 1.2 Purple		M2.5*P0.45 Ivory		20
	External 5.0 (NH)					
	External 6.0 (H)					
	External 6.0 (NH)					
	Internal (H)					
	Internal (NH)					
MEGAGEN® Multi-Unit	S-Type 4.8	HEX 1.27 Red		M1.4*P0.30 Sky Blue		15
	OCTA 3.8	TORX 1.7 Brown		M2.0*P0.40 Cocoa		
	OCTA 4.8					
	N-Type 4.8	HEX 1.2 Purple		M1.4*P0.30 Sky Blue		
	RC-MUA	TORX 1.7 Brown		M1.8*P0.35 Light Green		35
MIS® C1	NARROW (H)	HEX 1.27 Red		M1.6*P0.35 Pink		30
	NARROW (NH)					
	STANDARD (H)			M1.8*P0.35 Light Green		
	STANDARD (NH)					
	WIDE (H)					
	WIDE (NH)					
MIS® Internal Hexagon	NARROW (H)	HEX 1.27 Red		M1.6*P0.35 Pink		30
	NARROW (NH)					
	STANDARD (H)			M1.8*P0.35 Light Green		
	STANDARD (NH)					
	WIDE (H)					
	WIDE (NH)					
MIS® Multi-Unit	STANDARD	HEX 1.2 Purple		M1.8*P0.35 Light Green		15
MIS® Multi-Unit (NEW)	MULTI (NEW)	HEX 1.2 Purple		M1.6*P0.35 Pink		15
MSDI Alef-Spiral Internal Hex	3.5/3.75/4.2/5.0/6.0 (H)	HEX 1.25 Black		M1.8*P0.35 Light Green		30
	3.5/3.75/4.2/5.0/6.0 (NH)					
NEOBIOTECH® IS SYSTEM	H	HEX 1.2 Purple		M2.0*P0.40 Cocoa		20
	NH					
NEOBIOTECH® IT SYSTEM	H	HEX 1.2 Purple		-		20
	NH					
NEOBIOTECH® IS ACTIVE SCRIP	H	HEX 1.2 Purple		M2.0*P0.40 Cocoa		20
	NH					
NEODENT® CM	3.5/3.75/4.0/4.3/5.0 (H)	-		M1.6*P0.35 Pink		15
	3.5/3.75/4.0/4.3/5.0 (NH)					
NEODENT® GM	3.5/3.75/4.0/4.3/5.0/6.0 (H)	-		M1.6*P0.35 Pink		20
	3.5/3.75/4.0/4.3/5.0/6.0 (NH)					
















COMPATIBLE IMPLANT SYSTEM	SIZE	ARUM iPEN Lab Driver Tip (Straight)	ARUM iPEN Analog Insertion Tip (for Printed Model)	Torque (Ncm)		
NEODENT® External	3.3 (H)	HEX 1.25 Black		M1.8*P0.35 Light Green		30
	3.3 (NH)					
	4.1 (H)					
	4.1 (NH)					
	4.3 (H)					
	4.3 (NH)					
	5.0 (H)	TORX 1.5 Yellow		M2.5*P0.45 Ivory		
	5.0 (NH)					
NEODENT® CM Conical	MICRO	HEX 1.2 Purple		M1.4*P0.30 Sky Blue		10
	MINI					
NEODENT® GM Conical	MICRO	HEX 1.2 Purple		M1.4*P0.30 Sky Blue		10
	MINI					
NEOSS Pro Active®	3.25 (H)	TORX 1.5 Yellow		M1.6*P0.35 Pink		32
	3.25 (NH)					
	3.5 (H)			M2.0*P0.40 Cocoa		
	3.5 (NH)					
NEOSS Access®	NH	HEX 1.2 Purple		-		15
NOBEL BIOCARE® Active™	3.0 (H)	TORX 1.5 Yellow		M1.4*P0.30 Sky Blue		15
	3.0 (NH)					
	3.5(NP) (H)			M1.6*P0.35 Pink		
	3.5(NP) (NH)					
	4.3/5.0(RP) (H)			M2.0*P0.40 Cocoa		
	4.3/5.0(RP) (NH)					
	WP (H)					
	WP (NH)					
NOBEL BIOCARE® Branemark®	3.5(NP) (H)	TORX 1.5 Yellow		M1.6*P0.35 Pink		35
	3.5(NP) (NH)					
	4.0(RP) (H)			M2.0*P0.40 Cocoa		
	4.0(RP) (NH)					
	5.0(WP) (H)			M2.5*P0.45 Ivory		
	5.0(WP) (NH)					
NOBEL BIOCARE® Replace Select™	3.5(NP) (H)	TORX 1.5 Yellow		M1.8*P0.35 Light Green		35
	3.5(NP) (NH)					
	4.3(RP) (H)			M2.0*P0.40 Cocoa		
	4.3(RP) (NH)					
	5.0(WP) (H)					
	5.0(WP) (NH)					
	6.0(SW) (H)					
	6.0(SW) (NH)					
NOBEL BIOCARE® N1™	3.5(NP) (H)	-	-	-	-	20
	3.5(NP) (NH)					
	4.0/4.8(RP) (H)					
	4.0/4.8(RP) (NH)					
NOBEL BIOCARE® Multi-Unit™	4.8	TORX 1.5 Yellow		M1.4*P0.30 Sky Blue		15





























COMPATIBLE IMPLANT SYSTEM	SIZE	ARUM iPEN Lab Driver Tip (Straight)		ARUM iPEN Analog Insertion Tip (for Printed Model)		Torque (Ncm)
NOBEL BIO CARE® Multi-Unit™	6.0	TORX 1.5 Yellow		M1.8*P0.35 Light Green		15
	Abutment Plus			M1.4*P0.30 Sky Blue		
NOBEL BIO CARE® Multi-Unit™ AESTHETIC	-	TORX 1.5 Yellow		M1.4*P0.30 Sky Blue		15
NORIS® INTERNAL HEX	3.75 (H)	HEX 1.27 Red		M1.8*P0.35 Light Green		30
	3.75 (NH)					
	4.2 (H)					
	4.2 (NH)					
	5.0 (H)					
	5.0 (NH)					
	6.0 (H)					
6.0 (NH)						
NORIS® Multi-Unit	-	TORX 1.5 Yellow		M1.4*P0.30 Sky Blue		15
NUCLE® OSS T6 BONELEVEL	Nr/Sd/Wd (H)	-		M1.6*P0.35 Pink		25
	Nr/Sd/Wd (NH)					
OSTEOCARE® INTERNAL HEX	3.75 (H)	HEX 1.27 Red		M1.6*P0.35 Pink		30
	3.75 (NH)					
	4.5 (H)					
	4.5 (NH)					
OSSTEM® GS (TS)	Mini (H)	HEX 1.2 Purple		M1.6*P0.35 Pink		20
	Mini (NH)					
	Regular (H)			M2.0*P0.40 Cocoa		30
	Regular (NH)					
	Ultra-Wide (H)					
	Ultra-Wide (NH)					
OSSTEM® SS	4.8(Regular) (H)	HEX 1.2 Purple		M2.0*P0.40 Cocoa		30
	4.8(Regular) (NH)					
	6.0(Wide) (H)					
	6.0(Wide) (NH)					
OSSTEM® SS OCTA Multi-Unit	4.8(Regular)	TORX 1.7 Brown		M1.8*P0.35 Light Green		15
OSSTEM® US	3.5(Mini) (H)	HEX 1.2 Purple		M1.6*P0.35 Pink		30
	3.5(Mini) (NH)					
	4.1(Regular) (H)			M2.0*P0.40 Cocoa		30
	4.1(Regular) (NH)					
	5.1(Wide) (H)					
	5.1(Wide) (NH)					
OSSTEM® Multi-Unit	Mini	HEX 1.2 Purple		M1.4*P0.30 Sky Blue		15
	Regular					
	TS-CON-40			M1.6*P0.35 Pink		
	TS-CON-50			M2.0*P0.40 Cocoa		
	TS-CON-60					








COMPATIBLE IMPLANT SYSTEM	SIZE	ARUM iPEN Lab Driver Tip (Straight)	ARUM iPEN Analog Insertion Tip (for Printed Model)	Torque (Ncm)		
OXY IMPLANT K1 LINE	Mini (H)	TORX 1.5 Yellow		-	35	
	Mini (NH)					
	Regular (H)	HEX 1.2 Purple		M1.8*P0.35 Light Green		20
	Regular (NH)					
OXY IMPLANT PSK	Mini (H)	TORX 1.5 Yellow		-	35	
	Mini (NH)					
	Standard (H)	HEX 1.2 Purple		M1.8*P0.35 Light Green		20
	Standard (NH)					
OXY K1 Line/PSK Multi-Unit	-	HEX 1.25 Black		M1.4*P0.30 Sky Blue		15
OXY FIXO Multi-Unit	Mini	HEX 1.27 Red		M1.8*P0.35 Light Green		15
	Regular					
PHIBO® TSH	4.0 (H)	HEX 1.2 Purple		M2.0*P0.40 Cocoa		20
	4.0 (NH)					
PLATON® PL-SUB	3.3/3.8/4.7 (H)	HEX 1.3 Green		M2.0*P0.40 Cocoa		30
	3.3/3.8/4.7 (NH)					
PALTOP® INTERNAL HEX	3.25 (H)	HEX 1.27 Red		M1.6*P0.35 Pink		30
	3.25 (NH)					
	3.75/4.2/5.0 (H)			M1.8*P0.35 Light Green		
	3.75/4.2/5.0 (NH)					
PALTOP® Multi-Unit	NP	HEX 1.27 Red		M1.8*P0.35 Light Green		15
	PR					
Q IMPLANT® QZA	3.5 (H)	HEX 1.27 Red		M1.8*P0.35 Light Green		30
	3.5 (NH)					
REX PiezoImplant TL 1.8 External	H	HEX 1.2 Purple		M1.8*P0.35 Light Green		35
	NH					
REX Multi-Unit	-	HEX 1.27 Red		M1.8*P0.35 Light Green		15
SHINHUNG® LUNA	NP (H)	HEX 1.2 Purple		M1.6*P0.35 Pink		20
	NP (NH)					
	RP (H)			M2.0*P0.40 Cocoa		30
	RP (NH)					
SIC Invent®	3.3 (H)	HEX 1.2 Purple		M1.6*P0.35 Pink		20
	3.3 (NH)					
	4.2 (H)					
	4.2 (NH)					
SIC Multi-Unit	-	HEX 1.2 Purple		M1.6*P0.35 Pink		15
SIN® INTERNAL	3.5 (H)	HEX 1.2 Purple		M1.8*P0.35 Light Green		20
	3.5 (NH)					
SOUTHERN IMPLANTS® DEEP Conical	3.0 (H)	HEX 1.27 Red (for original Southern DC screws use 1.22 original driver)		M1.4*P0.30 Sky Blue		15
	3.0 (NH)					
	3.5 (H)	M1.6*P0.35 Pink		20		
	3.5 (NH)					
	4.0 (H)					
	4.0 (NH)					

COMPATIBLE IMPLANT SYSTEM	SIZE	ARUM iPEN Lab Driver Tip (Straight)	ARUM iPEN Analog Insertion Tip (for Printed Model)	Torque (Ncm)		
SOUTHERN IMPLANTS® DEEP Conical	5.0 (H)	HEX 1.27 Red (for original Southern DC screws use 1.22 original driver)		M2.0*P0.40 Cocoa		25
	5.0 (NH)					
SOUTHERN IMPLANTS® External	3.25 (H)	HEX 1.2 Purple		M2.0*P0.40 Cocoa		32 - 40
	3.25 (NH)					
	4.0 (H)					
	4.0 (NH)					
	5.0 (H)					
	5.0 (NH)					
	6.0 (H)					
	6.0 (NH)					
SOUTHERN IMPLANTS® M-Series™	3.75 (H)	HEX 1.3 Green		M1.8*P0.35 Light Green		32
	3.75 (NH)					
	4.2 (H)					
	4.2 (NH)					
	5.0 (H)					
	5.0 (NH)					
SOUTHERN IMPLANTS® Tri-Nex™	3.5 (H)	TORX 1.5 Yellow		M1.8*P0.35 Light Green		35
	3.5 (NH)			M2.0*P0.40 Cocoa		
	4.3 (H)					
	4.3 (NH)					
	5.0 (H)					
	5.0 (NH)					
	6.0 (H)					
	6.0 (NH)					
SOUTHERN IMPLANTS® IT Connection™	4.8 (H)	TORX 1.7 Brown		M2.0*P0.40 Cocoa		35
	4.8 (NH)					
	6.5 (H)					
	6.5 (NH)					
SOUTHERN IMPLANTS® Multi-Unit	4.8	-		M1.4*P0.30 Sky Blue		10 - 15
	6.0					
SGS Dental® Internal Hexagon	3.5 (H)	HEX 1.25 Black		M1.8*P0.35 Light Green		30
	3.5 (NH)					
	3.8 (H)					
	3.8 (NH)					
	4.2 (H)					
	4.2 (NH)					
	4.5 (H)					
	4.5 (NH)					
	5.0 (H)					
	5.0 (NH)					
	6.0 (H)					
	6.0 (NH)					
SGS DENTAL® Multi-Unit	-	HEX 1.27 Red		M1.8*P0.35 Light Green		15

COMPATIBLE IMPLANT SYSTEM	SIZE	ARUM iPEN Lab Driver Tip (Straight)	ARUM iPEN Analog Insertion Tip (for Printed Model)	Torque (Ncm)		
STRAUMANN® ANGLE Multi-Unit	NC 25	TORX 1.7 Brown		M1.4*P0.30 Sky Blue		15
	RC 25					
STRAUMANN® BLX®	3.5/3.75/4.0/4.5(RB) (H)	TORX 1.7 Brown		M1.6*P0.35 Pink		35
	3.5/3.75/4.0/4.5(RB) (NH)					
	5.0/5.5/6.5(WB) (H)					
	5.0/5.5/6.5(WB) (NH)					
STRAUMANN® TLX®	3.75/4.5(NT) (H)	TORX 1.7 Brown		M1.6*P0.35 Pink		35
	3.75/4.5(NT) (NH)					
	3.75/4.5(RT) (H)					
	3.75/4.5(RT) (NH)					
	5.5/6.5(WT) (H)					
	5.5/6.5(WT) (NH)					
STRAUMANN® Conical Bone Level®	2.9(SC) (H)	TORX 1.7 Brown		M1.4*P0.30 Sky Blue		35
	2.9(SC) (NH)					
	3.3(NC) (H)			M1.6*P0.35 Pink		
	3.3(NC) (NH)					
	4.1/4.8(RC) (H)					
	4.1/4.8(RC) (NH)					
STRAUMANN® synOcta®	3.5(NNC) (H)	TORX 1.7 Brown		M1.6*P0.35 Pink		35
	3.5(NNC) (NH)					
	3.5(NN) (H)			M1.8*P0.35 Light Green		
	3.5(NN) (NH)					
	4.8(RN) (H)			M2.0*P0.40 Cocoa		
	4.8(RN) (NH)					
	6.5(WN) (H)					
	6.5(WN) (NH)					
STRAUMANN® Screw Retained Abutment	3.50	TORX 1.7 Brown		M1.4*P0.30 Sky Blue		15
	4.60					
STRAUMANN® Multi-Unit	(synOcta) RN	TORX 1.7 Brown		M2.0*P0.40 Cocoa		15
	(synOcta) WN					
	(Bone Level) 3.5(NC)			M1.4*P0.30 Sky Blue		
	(Bone Level) 4.5(NC)					
	(Bone Level) 4.5(RC)					
	(Bone Level) 6.5(RC)					
SNUCONE® Internal submerged	3.5 (H)	HEX 1.2 Purple		M1.6*P0.35 Pink		20
	3.5 (NH)					
	4.0/4.3/4.8/5.3/5.8/6.3/6.8 (H)	HEX 1.27 Red		M2.0*P0.40 Cocoa		25
	4.0/4.3/4.8/5.3/5.8/6.3/6.8 (NH)					
SNUCONE® Multi-Unit	4.5	TORX 1.5 Yellow		M1.4*P0.30 Sky Blue		15
Sweden&Martina® CSR	Small 3.0/3.5 (H)	HEX 1.3 Green		M1.6*P0.35 Pink		25
	Small 3.0/3.5 (NH)					
	Regular 3.8/4.2/5.0 (H)			M1.8*P0.35 Light Green		
	Regular 3.8/4.2/5.0 (NH)					

COMPATIBLE IMPLANT SYSTEM	SIZE	ARUM iPEN Lab Driver Tip (Straight)	ARUM iPEN Analog Insertion Tip (for Printed Model)	Torque (Ncm)			
Sweden&Martina® Prama	3.3 (H)	HEX 1.3 Green		M1.8*P0.35 Light Green		25	
	3.3 (NH)						
	3.8 (H)						
	3.8 (NH)						
	4.25 (H)						
	4.25 (NH)						
	5.0 (H)						
	5.0 (NH)						
Sweden&Martina® Shelta	3.8 (H)	HEX 1.3 Green		M1.8*P0.35 Light Green		25	
	3.8 (NH)						
	4.25 (H)						
	4.25 (NH)						
	5.0 (H)						
	5.0 (NH)						
	6.0 (H)						
	6.0 (NH)						
Sweden&Martina® Premium Kohno	3.3 (H)	HEX 1.3 Green		M1.8*P0.35 Light Green		25	
	3.3 (NH)						
	3.8 (H)						
	3.8 (NH)						
	4.25 (H)			M2.0*P0.40 Cocoa			
	4.25 (NH)						
	5.0 (H)						
	5.0 (NH)						
6.0 (H)							
6.0 (NH)							
Sweden&Martina® Premium one	3.3 (H)	HEX 1.3 Green		M1.8*P0.35 Light Green		25	
	3.3 (NH)						
	3.8 (H)						
	3.8 (NH)						
	4.25 (H)						
	4.25 (NH)						
	5.0 (H)						
	5.0 (NH)						
Sweden&Martina® P.A.D Multi-Unit	-	TORX 1.5 Yellow		M1.4*P0.30 Sky Blue		15	
TISMART2®	3.5/3.8/4.5/5.0 (H)	HEX 1.27 Red		M1.6*P0.35 Pink		20	
	3.5/3.8/4.5/5.0 (NH)						
TITANIUM FIX EXTERNA	3.5 (H)	HEX 1.2 Purple		M1.6*P0.35 Pink		30	
	3.5 (NH)						
	4.1 (H)						
	4.1 (NH)						
	5.1 (H)						
	5.1 (NH)						

COMPATIBLE IMPLANT SYSTEM	SIZE	ARUM iPEN Lab Driver Tip (Straight)	ARUM iPEN Analog Insertion Tip (for Printed Model)	Torque (Ncm)		
THOMMEN SPI®	3.5 (H)	CROSS1.31 Gray		M1.4*P0.30 Sky Blue		15
	3.5 (NH)					
	4.0 (H)			M1.6*P0.35 Pink		20
	4.0 (NH)					
	4.5 (H)					
	4.5 (NH)					
	5.0 (H)					
	5.0 (NH)					
	6.0 (H)					
	6.0 (NH)					
TRATE® Internal	N	-		M1.6*P0.35 Pink		15
	NH					
TRATE® Multi-unit	Small	HEX 1.27 Red		M1.8*P0.35 Light Green		15
TRI® Narrow	3.3 (N)	HEX 1.25 Black		M1.8*P0.35 Light Green		30
	3.3 (NH)					
TRI® Vent	3.5 (N)	HEX 1.27 Red		M1.8*P0.35 Light Green		30
	3.5 (NH)					
TRI® Octa	4.8 (N)	TORX 1.7 Brown		M2.0*P0.40 Cocoa		35
	4.8 (NH)					
TRI® Multi-Unit	-	HEX 1.27 Red		M1.8*P0.35 Light Green		15
WARANTEC Oneplant	Tap 4.3/5.3/St3.6/4.1/5.1 (N)	HEX 1.2 Purple		M2.0*P0.40 Cocoa		15
	Tap 4.3/5.3/St3.6/4.1/5.1 (NH)					
ZIACOM®	NP 3.2/3.3 (N)	HEX 1.25 Black		M1.8*P0.35 Light Green		30
	NP 3.2/3.3 (NH)					
	RP 3.5/3.7/4.0/4.3 (N)					
	RP 3.5/3.7/4.0/4.3 (NH)					
	WP 4.5/4.6/5.0 (N)					
WP 4.5/4.6/5.0 (NH)						
ZIACOM® External	RP (N)	HEX 1.2 Purple		M2.0*P0.40 Cocoa		20
	RP (NH)					
ZIMMER® Eztetic™	3.1(NP) (N)	HEX 1.27 Red		M1.6*P0.35 Pink		25
	3.1(NP) (NH)					
ZIMMER® Swiss Plus™	4.8 (N)	HEX 1.27 Red		M2.0*P0.40 Cocoa		25
	4.8 (NH)					
ZIMMER® Spline™ A	3.25 (N)	HEX 1.27 Red		M2.0*P0.40 Cocoa		25
	3.25 (NH)					
	3.75 (N)					
	3.75 (NH)					
	5.0 (H)					
5.0 (NH)						
ZIMMER® Spline™ B	3.25 (N)	HEX 1.27 Red		M2.0*P0.40 Cocoa		25
	3.25 (NH)					
	3.75 (N)					
	3.75 (NH)					

COMPATIBLE IMPLANT SYSTEM	SIZE	ARUM iPEN Lab Driver Tip (Straight)		ARUM iPEN Analog Insertion Tip (for Printed Model)	Torque (Ncm)	
ZIMMER® Spline™ B	5.0 (H)	HEX 1.27 Red		M2.0*P0.40 Cocoa		25
	5.0 (NH)					
ZIMMER® Paragon™	N	-		M2.0*P0.40 Cocoa		-
	NH					
ZIMMER® Tapered Screw-Vent®	Green 3.5 (N)	HEX 1.27 Red		M1.8*P0.35 Light Green		30
	Green 3.5 (NH)					
	Purple 4.5 (N)					
	Purple 4.5 (NH)					
	Yellow 5.7 (H)					
	Yellow 5.7 (NH)					
ZIMMER® Tapered Abutment SRR Multi-unit	-	HEX 1.27 Red		M1.8*P0.35 Light Green		15